

India Serves


A Monthly Newsletter by



SERVICES EXPORT PROMOTION COUNCIL

Setup by Ministry of Commerce & Industry, Govt. of India

VOL IV, ISSUE V - August, 2023



EXPLORING OPPORTUNITIES

FOR INDIA-FRANCE
TRADE IN COMMERCIAL SERVICES



SERVICES EXPORT PROMOTION COUNCIL

Setup by Ministry of Commerce & Industry, Govt. of India

EXPLORING OPPORTUNITIES FOR INDIA-FRANCE TRADE IN COMMERCIAL SERVICES

FRANCE GLOBAL TRADE IN COMMERCIAL SERVICES

France is the 7th largest economy of the world and 2nd largest economy in the European Union with total GDP of 2.7 tn USD in 2022. With import of merchandise worth 584.76 bn USD in 2021 it is the 6th largest importer globally. France is primarily a service-driven economy with the services sector contributing to 70.3% in total GDP of the country.

France is known for its strong service sector, which includes industries like tourism, finance, telecommunications, and transportation. As a member of the European Union (EU), France's trade in services was closely intertwined with other EU member states. The EU has a single market for services, allowing for relatively seamless cross-border trade within the union.

France is a top tourist destination globally, with attractions such as the Eiffel Tower, Louvre Museum, and its rich cultural heritage. Tourism is a major contributor to France's service exports. Strong transportation systems support the tourism activities in the country. Also, France, particularly Paris, is a key financial hub in Europe. The city hosts numerous multinational financial institutions and plays a significant role in global finance.

France has a strong presence in the information technology and telecommunications sectors. French companies have been involved in providing a range of IT and communication services globally. Further film, fashion, design, and luxury goods also contribute to both service exports and France's overall image.



France is the 5th largest importer of commercial services with total import worth 243.66 bn USD in 2021. There was a decrease in 2020, due to the global impact of the COVID-19 pandemic on international trade. However, there was a recovery in 2021, indicating that France's import of services rebounded as economic conditions improved.

France also exports services and is the 6th largest exporter globally with total export worth \$260.67 bn. The services exported by France also fluctuated over the three years, following a similar trend as imports. It is important to note that France has trade surplus in trade in services and is a major exporter and importer of Other business services, Transport services, Travel services and Telecommunications, computer, and information services (Table 1 and Fig 1). There was constant growth in both imports and exports in case of telecommunications, computer & information services, financial services and charges for the use of intellectual property n.e.c. Both imports and exports in the other business services, travel services, transport services rebounded in 2021 after a drop in 2020. The recovery seen in 2021 suggests that many sectors were adapting and rebounding from the disruptions caused by the pandemic.

CONTENTS

Message from the Chairman 02

About SEPC 03

Cover Story 05

Events 15

Tweets Corner 17

CENTRAL GOVERNING COUNCIL MEMBER PROFILES

- Mr. Sunil H. Talati (Chairman)**
(Accounting, Auditing, Book Keeping and Financial Services)

Mr. Karan Rathore (Vice-Chairman)
(Hotel & Hospitality Services)

Mr. Joy Basu
(Advertising Services)

Mr. Bhasker Neogi
(Architectural Services)

Mr. Amit Sharma
(Design and Engineering Consulting Services)

Mr. Rajesh Kumar
(Consultancy Services)

Dr. Vidya Yeravdekar
(Educational Services)
- Mr. Hirachand Dand**
(Entertainment services)

Mr. Manish Kumar Dabkara
(Environmental Services)

Ms. Manisha Kumar
(Healthcare services)

Mr. Rakesh Kumar Sharma
(Legal services)

Ms. Prarthana A Shinde
(Maritime Transport Services)

Mr. Shakti Kumar
(Marketing Services)

Mr. Bimal Mehta
(Printing & Publishing Services)

Mr. Pronab Sarkar
(Travel & Tourism Related Services)

Editor

Dr. Abhay Sinha, DG
dg@servicesepec.org
abhay.sinha@servicesepec.org

SERVICES PROMOTION EXPORT COUNCIL

Phone: +91 11-41046327-28-29
Email: info@servicesepec.org
Website: www.servicesepec.org

India Serves

India Serves is a monthly magazine published by SEPC from DPT - 417, 4th Floor, DLF Prime Towers, Plot No. 79 & 80, Pocket - F, Okhla Phase-I, Okhla Industrial Area, New Delhi - 110020. India Serves is for private circulation only. Material in this publication may not reproduced without the written permission from SEPC.



G20 India 2023

75th Azadi Ka Amrit Mahotsav

India Serves SEPC

Global Exhibition on Services

The India Opportunity

14th - 16th November - 2023

"A MAJOR EVENT ON SIDELINES OF G20"

DETAILS WILL BE AVAILABLE SOON

G20 India 2023

75th Azadi Ka Amrit Mahotsav

India Serves SEPC

Global Exhibition on Services

The India Opportunity

atithi

Tourism & Hospitality Expo

14th - 16th November - 2023

DETAILS WILL BE AVAILABLE SOON

MESSAGE From the CHAIRMAN



CA. SUNIL H. TALATI

HAPPY INDEPENDENCE DAY



Services Covered under SEPC

In order to enhance the competitiveness of services exports and enable services industry to generate employment, the Union Cabinet chaired by Honourable Prime Minister Shri Narendra Modi in 2018 identified 12 Champion Services Sector.

The following table provides the mapping of identified Champion Services vis-a vis the services covered under SEPC and BPM6 classification. Sixth edition of the Balance of Payments and International Investment Position Manual (BPM6) is developed by IMF in collaboration with compilers and other interested parties worldwide and used by most of the countries to record and report services trade data.

S.N.	Services covered under SEPC	Champion Services	BPM6 Classification
1	Accounting/Auditing and Bookkeeping Services	Accounting and Finance Services	Other business services
2	Consultancy Services	-	
3	Legal Services	Legal services	
4	Architectural Services and related services	Construction and related Engineering services	
5	Environmental services	Environmental services	
6	Marketing Research and Public Opinion Polling Services/ Management services	-	
7	Advertising Services	-	
8	Printing and Publishing services	-	
9	Other services (IT & ITES, Communication Services)	IT & ITES, Communication services	Telecommunications, computer, and information services
10	Hotel and Tourism Related Services	Tourism and Hospitality Services	Travel
11	Education Services	Education services	
12	Healthcare services including services by nurses, physiotherapist and paramedical personnel	Medical Value Travel Services	
13	Maritime Transport Services	Transport and Logistics services	Transport
14	Distribution Services		
15	Other services (Financial Services)	Financial Services	Financial services
			Insurance and pension services
16	Entertainment services including Audio-visual services	Audio-visual services	Personal, cultural, and recreational services
17	Other Services	-	Charges for the use of intellectual property n.i.e.
		-	Government goods and services n.i.e.
		-	Manufacturing services on physical inputs owned by others
		-	Maintenance and repair services n.i.e.
		Construction and related Engineering services	Construction
			Services not allocated

EXPLORING OPPORTUNITIES FOR INDIA-FRANCE TRADE IN COMMERCIAL SERVICES

FRANCE GLOBAL TRADE IN COMMERCIAL SERVICES

France is the 7th largest economy of the world and 2nd largest economy in the European Union with total GDP of 2.7 tn USD in 2022. With import of merchandise worth 584.76 bn USD in 2021 it is the 6th largest importer globally. France is primarily a service-driven economy with the services sector contributing to 70.3% in total GDP of the country.

France is known for its strong service sector, which includes industries like tourism, finance, telecommunications, and transportation. As a member of the European Union (EU), France's trade in services was closely intertwined with other EU member states. The EU has a single market for services, allowing for relatively seamless cross-border trade within the union.

France is a top tourist destination globally, with attractions such as the Eiffel Tower, Louvre Museum, and its rich cultural heritage. Tourism is a major contributor to France's service exports. Strong transportation systems support the tourism activities in the country. Also, France, particularly Paris, is a key financial hub in Europe. The city hosts numerous multinational financial institutions and plays a significant role in global finance.

France has a strong presence in the information technology and telecommunications sectors. French companies have been involved in providing a range of IT and communication services globally. Further film, fashion, design, and luxury goods also contribute to both service exports and France's overall image.

France is the 5th largest importer of commercial services with total import worth 243.68 bn USD in 2021. There was a decrease in 2020, due to the global impact of the COVID-19 pandemic on international trade. However, there was a recovery in 2021, indicating that France's import of services rebounded as economic conditions improved.

France also exports services and is the 6th largest exporter globally with total export worth \$260.67 bn. The services exported by France also fluctuated over the three years, following a similar trend as imports. It is important to note that France has trade surplus in trade in services and is a major exporter and importer of Other business services, Transport services, Travel services and Telecommunications, computer, and information services (Table 1 and Fig 1).

There was constant growth in both imports and exports in case of telecommunications, computer, & information services, financial services and charges for the use of intellectual property n.i.e. Both imports and exports in the other business services, travel services, transport services rebounded in 2021 after a drop in 2020. The recovery seen in 2021 suggests that many sectors were adapting and rebounding from the disruptions caused by the pandemic



Table 1 : France Global Import and Export of Commercial Services (2019-2021)

Sector	Import Value			Export Value		
	2019	2020	2021	2019	2020	2021
Total services	253620	212131	243868	265762	215347	260677
Other business services	67322	61154	69221	79315	71610	81116
Transport	44994	37245	45220	43602	38037	59266
Travel	53593	27017	33555	62510	26679	33784
Telecommunications, computer, and information services	25089	27507	30801	17069	17895	20380
Financial services	15213	15996	17173	13964	14177	15021
Charges for the use of intellectual property n.i.e.	13242	13476	14753	14547	13644	15272
Insurance and pension services	8651	9488	11391	8984	8380	9954
Manufacturing services on physical inputs owned by others	8673	7173	7984	8816	8513	10072
Maintenance and repair services n.i.e.	8417	5991	5963	8045	6851	6797
Personal, cultural, and recreational services	4230	2911	3403	4445	2945	3836
Construction	2613	2817	2875	2822	5019	3609
Government goods and services n.i.e.	1583	1356	1528	1642	1598	1571

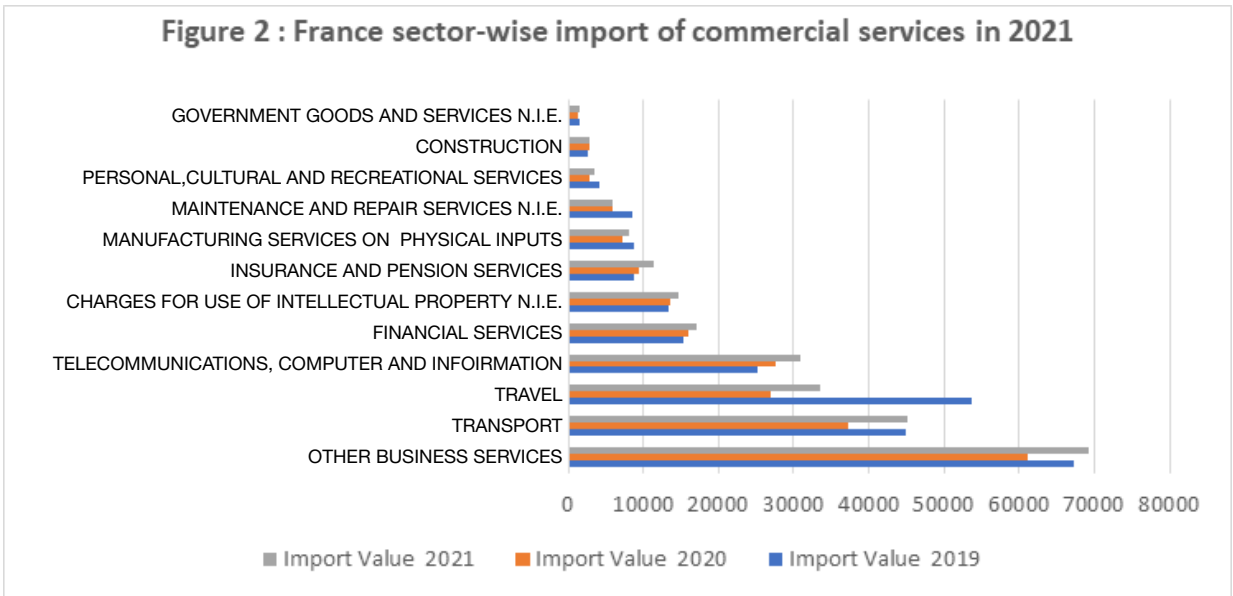
Source : WTO



FRANCE GLOBAL IMPORT OF COMMERCIAL SERVICES AND MAJOR SUPPLYING COUNTRIES

Major services imported by France in 2021 were other business services (\$69.22 bn), transport (\$45.22 bn), travel (\$33.55 bn), Telecommunications, computer, and information services (\$30.80 bn), Financial Services (\$17.17 bn) and Charges for the use of intellectual property (\$14.75 bn) (Table 1 and figure 2)

Figure 2 : France sector-wise import of commercial services in 2021



From the statistical data in Table and 1 and also from Figure 2 it can be inferred that

Other Business Services:

The import value for other business services exhibited a relatively consistent trend, decreasing slightly from \$67.32 bn in 2019 to \$61.15 bn in 2020, then increasing to \$69.22 bn in 2021. These services encompass a range of services like R&D, professional and management consulting services, Architectural, engineering, scientific, Waste treatment and de-pollution, agricultural and mining services

to \$27.50 bn in 2020 and further to \$30.80 in 2021. The increased reliance on technology during the pandemic might have contributed to this growth.

Financial Services:

The import value for financial services remained stable, ranging from \$15.21 in 2019 to \$15.99 in 2020 and \$17.17 in 2021.

Charges for the Use of Intellectual Property n.i.e.:

The import value for charges related to intellectual property not elsewhere specified (n.i.e.) increased from \$13.24 in 2019 to \$13.47 in 2020, and further to \$14.75 in 2021.

Insurance and Pension Services:

Import values for insurance and pension services increased from \$8.65 in 2019 to \$9.48 in 2020, and then to \$11.39 in 2021.

Other Categories:

Various other service categories, such as manufacturing services, maintenance and repair services, personal and recreational services, construction, and government goods and services, exhibited fluctuations in import values over the years.

Transport:

The import value for transport services experienced a drop from \$44.99 bn USD in 2019 to \$37.24 bn in 2020, followed by a recovery to \$45.22 bn 2021. This trend reflects changes in global trade and mobility patterns.

Travel:

The import value for travel services saw a significant decrease from \$53.59 bn in 2019 to \$27.01 bn in 2020, likely due to travel restrictions imposed during the pandemic. There was a partial recovery in 2021, with the value increasing to \$33.55 bn.

Telecommunications, Computer, and Information Services:

This category exhibited a relatively consistent growth pattern, increasing from \$25.08 bn in 2019

MAJOR SUPPLYING COUNTRIES FOR IMPORT OF COMMERCIAL SERVICES BY FRANCE

France is majorly importing commercial services from EU countries namely, Germany, Ireland, Spain, Belgium, Netherlands, Italy, Luxembourg and Switzerland. USA and UK are the only non EU countries that figure among the top 10 supplying countries. Top 10 countries accounts for approximately 68% share of the French market. India with 1.47% share of France market is the 16th largest supplier of services to France. (Table 2 and Figure 3)

Germany has the exporter of Commercial ser-

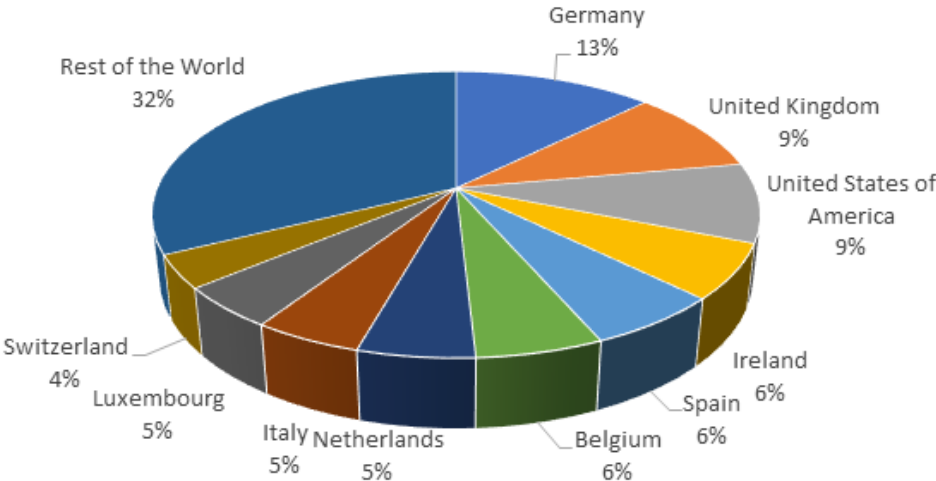
vices to France, with an import value of \$30.63 bn. This accounts for approximately 12.64% of the total import value. The UK comes in second with an import value of \$23.01 bn, accounting for about 9.50% of the market. USA is the largest non-EU country exporting commercial services to France with an import value of \$21.68 bn making up around 8.95% of the total import of France. Ireland, Spain, Belgium, Netherlands, Italy, Luxembourg and Switzerland have import values ranging from \$15.01 to \$9.00 bn, each having a significant share of the market.

Table 2 : Major suppliers of commercial services to France

Rank	Supplying Country	2019	2020	2021	Share
	World	252037	210775	242340	
1	Germany	30308	27387	30633	12.64
2	United Kingdom	23859	20446	23016	9.50
3	United States of America	23901	19010	21684	8.95
4	Ireland	12347	13330	15018	6.20
5	Spain	17912	11656	14881	6.14
6	Belgium	15194	12881	13854	5.72
7	Netherlands	14117	11908	12737	5.26
8	Italy	12925	9783	11796	4.87
9	Luxembourg	9337	9475	11364	4.69
10	Switzerland	8715	8141	9009	3.72
	Rest of the World	83422	66758	78348	32.33
16	India	3547	3138	3573	1.47

Source : WTO

Fig 3: Major suppliers of Commercial services to France 2021



FRANCE GLOBAL EXPORT OF COMMERCIAL SERVICES AND MAJOR EXPORT DESTINATIONS

Major services exported by France in 2021 were other business services (\$81.11 bn), transport (\$59.26 bn), travel (\$33.78 bn), Telecommunications, computer, and information services (\$33.78 bn), Financial Services (\$15.02 bn) and Charges for the use of intellectual property (\$15.27 bn) (Table 1)

exported from France. Apart from USA and China top ten export destinations for services export from France are Germany, UK, Belgium, Netherlands, Switzerland, Italy, Spain and Ireland. India with 1.82 % share in export is at 13th position experienced a significant increase in exports from \$2.57 bn in 2020 to \$4.70 bn in 2021.

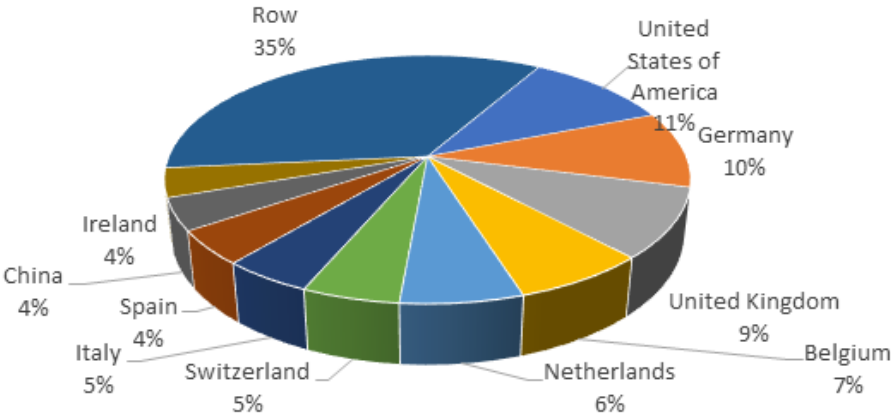
USA is the major export destination for services (Table 3 and Figure 4)

Table 3 : Major export destination for commercial services export by France

Value in mn USD					
	Export Destinations	2019	2020	2021	Share
Rank	World	264120	213750	259107	
1	United States of America	26331	20649	27606	10.65
2	Germany	25749	20700	25809	9.96
3	United Kingdom	25699	20075	23571	9.10
4	Belgium	17820	16503	18183	7.02
5	Netherlands	14932	13266	16466	6.35
6	Switzerland	13702	10337	13113	5.06
7	Italy	12275	9674	12085	4.66
8	Spain	15133	9204	11481	4.43
9	China	10503	7590	10762	4.15
10	Ireland	9316	8550	9821	3.79
13	India	3718	2570	4704	1.82

Source : WTO

Fig 4: Major export destinations for export of Commercial services by France 2021



FRANCE IMPORT FROM INDIA

France import of commercial services in India is consistent over the period 2019 to 2021, with total import of \$3.57 bn in 2021. Further breakdown of services import is provided in Table 3.

Table 3: France global import of commercial services vis-à-vis import from India

Value Mn USD

Sector	France global import			France import from India			
	2019	2020	2021	2019	2020	2021	India's share in 2021
Total services	253620	212131	243868	3552	3143	3579	1.47
Other business services	67322	61154	69221	1321	1232	1424	2.06
Transport	44994	37245	45220	396	337	450	1.00
Travel	53593	27017	33555	392	115	81	0.24
Telecommunications, computer, and information services	25089	27507	30801	994	1051	1192	3.87
Financial services	15213	15996	17173	111	122	112	0.65
Charges for the use of intellectual property n.i.e.	13242	13476	14753	55	75	64	0.43
Insurance and pension services	8651	9488	11391	22	23	17	0.15
Manufacturing services on physical inputs owned by others	8673	7173	7984	122	86	84	1.05
Maintenance and repair services n.i.e.	8417	5991	5963	87	58	101	1.69
Personal, cultural, and recreational services	4230	2911	3403	28	30	37	1.09
Construction	2613	2817	2875	19	10	12	0.42
Government goods and services n.i.e.	1583	1356	1528	4	4	5	0.33

Source WTO

India with 1.47% share in France global import of commercial services is primarily exporting following services to France:

Sectors where France total import is above 10 bn USD and India's share is above 1%

- Telecommunications, computer, and information services (Export from India \$ 1.19 bn, India's share 3.87%)
- Other business services (Export from India \$ 1.14 bn, India's share 2.06%)
- Transport services (Export from India \$ 0.45 bn, India's share 1.00%)

Sectors where France total import is above 10 bn USD and India's share is less than 1%

- Financial services (Export from India \$ 0.01

bn, India's share 0.65%)

Sectors where France total import is below 10 bn USD and India's share is above 1%

- Manufacturing services on physical inputs owned by others (Export from India \$0.08, India's share 1.05%)
- Maintenance and repair services n.i.e. (Export from India \$ 0.10 bn, India's share 1.69%)
- Personal, cultural, and recreational services (Export from India 0.04 bn, India's share 1.09%)

India is global leader in export IT services now it should focus on export of business services in which India has competitive advantage and there is scope for exports to France as well. Further, since very limited data was available on the website of WTO , therefore to get more details on various business services imported by France, information was taken from ITC trademap website. Limitation on this data source is that the information was available till 2020 only.

FRANCE IMPORT OF OTHER BUSINESS SERVICES IN 2020

ITC trademap website was referred for information on imports for various business services imported by France. The information thus obtained is presented in Table 4.

Table 4 : Major other services imported by France in 2020

Value : Mn USD

Code	Service label	Imported Value in 2017	Imported Value in 2018	Imported Value in 2019	Imported Value in 2020
10.3.5	--- --- Other business services n.i.e.	16406	18774	18939	18947
10.2.1	--- --- Legal, accounting, management consulting, and public relations services	13492	17142	16238	15383
10.1.1	--- --- R&D, Work undertaken on a systematic basis to increase the stock of knowledge	12123	15136	13649	10937
10.2.2	--- --- Advertising, market research, and public opinion polling services	7518		8924	8748
10.3.1	--- --- Architectural, engineering, scientific, and other technical services	10935	11014	8102	7685
10.3.4	--- --- Trade-related services	4515	5001	7766	7532
10.3.3	--- --- Operating leasing services	6618	6837	5826	6161
10.3.2	--- --- Waste treatment and de-pollution, agricultural and mining services	2658	2391	2655	1436
10.1.2	--- --- R&D, Other than work undertaken on a systematic basis to increase the stock of knowledge	1295	1339	1574	1384

Source : ITC Trademap

Figure 5 : Share of other business services imported by France in 2020

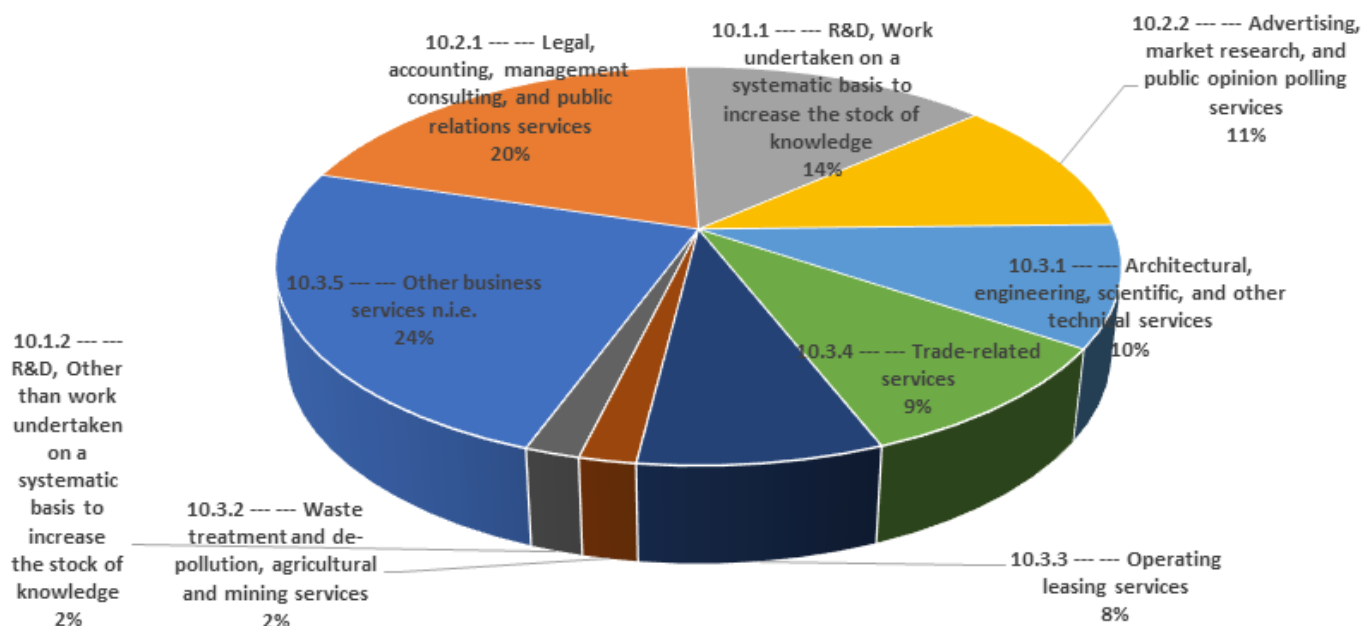


Table 4 and Figure 5 provides a snapshot of the major other business services imported by France in the years 2017 to 2020. Analysis of the data is as under:

Other Business Services n.i.e.

The imported value of these services has shown a relatively stable trend, increasing gradually from \$16.40 bn in 2017 to \$18.94 bn in 2020. Further breakup of services classified under this code is not available.

Legal, Accounting, Management Consulting, and Public Relations Services

The imported value of these services experienced some fluctuations over the years, with a peak in 2018 at \$17.14 bn and a decrease to \$15.38 bn in 2020. Despite the fluctuations, these services seem to be consistently in demand.

R&D (Research and Development)

The category of R&D services shows a decreasing trend in imported value over the years. This decline could indicate changes in the nature of research activities or a shift in reliance on domestic R&D resources.

Advertising, Market Research, and Public Opinion Polling Services

The imported value of these services saw a slight increase from \$8.92 bn in 2017 to \$8.74 bn in 2020. The relatively consistent values suggest

a stable demand for advertising and market research services in France

Architectural, Engineering, Scientific, and Other Technical Service

The trend in this category indicates a decrease in the imported value over the years, with the value declining from \$11.01 bn in 2018 to \$7.68 bn in 2020.

Trade-Related Services

The imported value of trade-related services has been quite dynamic, with an increase from \$4.51 bn in 2017 to a peak of \$7.76 bn in 2019, followed by a slight decrease to \$7.53 bn in 2020.

Operating Leasing Services

The trend for operating leasing services shows a fluctuating pattern, with a decrease from \$6.83 bn in 2018 to \$6.16 bn in 2020.

Waste Treatment and De-Pollution, Agricultural and Mining Services

The imported value of these services has experienced a notable decline over the years, dropping from \$2.65 bn in 2017 to \$1.43 bn in 2020.

OTHER SERVICES IMPORTED BY FRANCE IN 2020: ANALYSIS AT 5 DIGIT LEVEL

Data was further analyzed to get detailed information on import of various sub-sectors of business services. Apart from other business services n.i.e, other services imported by France in 2020 were

Legal, accounting, management consulting, and public relations services

France is majorly importing business and management consulting, and public relations services (Import value \$12.96 bn). Import of legal and accounting, auditing, book keeping and tax consulting services is \$1.85 and \$1.43 bn respectively.

R&D, Work undertaken on a systematic basis to increase the stock of knowledge

Under this category, France is majorly importing customized and non-customized R&D services with total import value of \$10.20 bn. Import value of Sale of proprietary rights arising from R&D is \$0.73 bn, whereas import of other than work

undertaken on a systematic basis to increase the stock of knowledge was \$1.57 bn.

Advertising, market research, and public opinion polling services - Total import was \$ 8.74 bn in

Architectural, engineering, scientific, and other technical services

France import of architectural services is just \$ 0.01 bn. However import of Engineering services and Scientific and other technical services was to the tune of \$3.86 bn and

Trade-related services Import of trade related services have increased over the years from \$4.51 bn in 2017, imports have increased to \$7.53 bn in 2020.

Operating leasing services Import of operating and leasing services was \$ 6.16 bn

Table 5 : Other services imported by France in 2020: Analysis at 5 digit level

Value Mn USD

Code	Service label	Import Value in 2017	Import Value in 2018	Import Value in 2019	Import Value in 2020
10.1	Research and development (R&D)	13417	16475	15221	12321
10.1.1	--- --- R&D, Work undertaken on a systematic basis to increase the stock of knowledge	12123	15136	13649	10937
10.1.1.1	--- --- --- R&D, Provision of customized and non-customized R&D services	7578	9921	9305	10204
10.1.1.2	--- --- --- R&D, Sale of proprietary rights arising from R&D	4545	5215	4342	732
10.1.2	--- --- R&D, Other than work undertaken on a systematic basis to increase the stock of knowledge	1295	1339	1574	1384
10.2	Professional and management consulting services	21615	25848	25853	24754
10.2.1	--- --- Legal, accounting, management consulting, and public relations services	13492	17142	16238	15383
10.2.1.1	--- --- --- Legal services	1548	1750	1934	1855
10.2.1.2	--- --- --- Accounting, auditing, bookkeeping, and tax consulting services	1104	2501	1428	1431
10.2.1.3	--- --- --- Business and management consulting and public relations services	10840	12890	12875	12096
10.2.2	--- --- Advertising, market research, and public opinion polling services	7518	8071	8924	8748
10.3	Technical, trade-related, and other business services	41132	44017	43289	41759
10.3.1	--- --- Architectural, engineering, scientific, and other technical services	10935	11014	8102	7685
10.3.1.1	--- --- --- Architectural services	96	84	180	176
10.3.1.2	--- --- --- Engineering services	5450	6671	3935	3862
10.3.1.3	--- --- --- Scientific and other technical services	5391	4257	3986	3647
10.3.2	--- --- Waste treatment and de-pollution, agricultural and mining services	2658	2391	2655	1436
10.3.3	--- --- Operating leasing services	6618	6837	5826	6161
10.3.4	--- --- Trade-related services	4515	5001	7766	7532
10.3.5	--- --- Other business services n.i.e.	16406	18774	18939	18947

Source : ITC Trademap

ROAD AHEAD FOR INDIA

Over last few years apart from IT sector India has developed competitiveness in services such as (i) accounting, auditing, bookkeeping, tax consulting services and (ii) business and management consulting and public relations services. India should focus on increasing its share in France for these two sectors.

Also, as per the analysis in the above tables can also explore opportunities for making inroads in France for export of transport services and financial services (Export from India \$ 0.01 bn, India's share 0.65%). As a long term strategy, initiatives should be taken to develop competitiveness in other sectors for increasing share not only in France but in major markets globally.



**NO MORE BRANCH
VISITS FOR FOREIGN
TRADE TRANSACTIONS**



**Export Import
Banking Solutions**



Experience ICICI Bank Trade Online

**A digital banking platform for all your
foreign trade transactions**

Services offered



**Export Remittance
& Import Payments**



**Export & Import
Bill Regularisation**



**Bank Guarantee
& Letter of Credit**



**Trade Finance
& More**

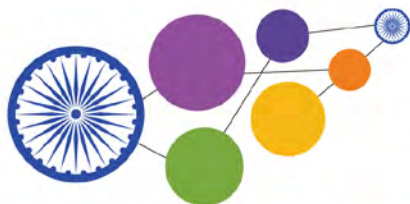
T&Cs



**Give a missed call on
92 0548 0548**



**SMS 'TRADE' to
5676766**



Global Exhibition on Services

SHOWCASING SERVICES SECTORS

EXHIBITION | FOCUSED B2B | CONFERENCES

14-16 NOVEMBER 2023
INDIA EXPO CENTRE AND MART,
GREATER NOIDA, INDIA

co-located show

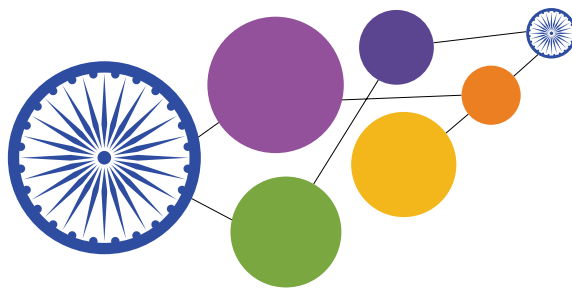
atithi
Tourism & Hospitality Expo

www.atithiindia.org

"Atithi" – a co-located show of Global Exhibition on Services (GES 2023) dedicated to the Travel, Tourism and Hospitality sector of India

www.gesindia.servicesepc.org | www.servicesepc.org

THE **GES**
ADVANTAGE



Global Exhibition on Services

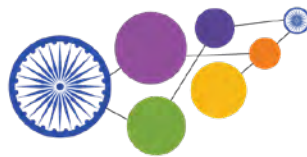
- It is a Global Platform for increasing trade in services, enhancing strategic co-operation and strengthening multi lateral relationships between all stakeholders.
- Opportunity to understand the potential for services exports and to increase FDI flow in the sector.
- Showcase for services sector industry to interface with world statesman, business leaders, academia, policy makers and media leaders
- Networking Opportunities with businesses from across the world
- Avenues Partnerships through B2B, B2G & G2G meetings
- Participation by Start-ups, Innovators & MSMEs

EXHIBITION

OVER
2500
EXHIBITORS

- Exhibition of over 24 services sectors
- 20+ States's participation
- Ministries and Government Bodies including PSUs

GES THROUGH THE YEARS



B2B SESSIONS



6000000
BUSINESS MEETINGS

3500+
OVERSEAS BUSINESS
DELEGATES FROM
OVER 150 COUNTRIES



SPEAKERS

500+
KNOWLEDGE SESSIONS



POLICY PAPERS & REPORTS



POLICY PAPERS
FOR VARIOUS
STATES

500+
MOU



500+ INDIAN EXHIBITORS

750+ INTERNATIONAL DELEGATES

10000+ BUSINESS VISITORS

SPREAD OVER **28,000 M²**

20+ STATE PAVILIONS

150+ COUNTRIES

INTERNATIONAL EXHIBITORS FROM G20 COUNTRIES - 20*
MINISTRIES AND GOVERNMENT BODIES INCLUDING PSUs



SEPC India @Sepc_India · Aug 4

SEPC's transport services exports surged by 35% YoY in the April-September 2022 quarter, reflecting strong momentum in global trade.
[#SEPCExports](#) [#GlobalTradeGrowth](#)
[#ContentHub](#) [#ministryofcommerce](#) [#Global](#) [#GlobalOutreach](#)
[#TradeTrends](#) [#IndiaExportingSuccess](#) [#services](#)



INDUSTRY FACT

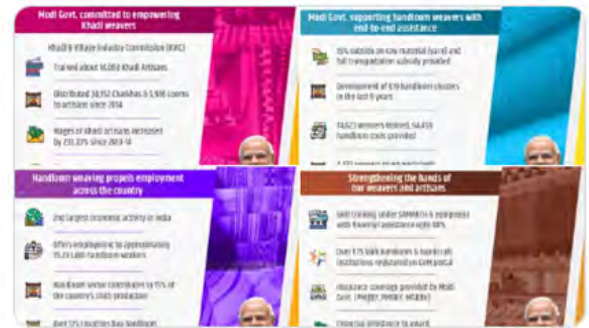
Transport services exports grew 35% YoY during April-September 2022.
A promising indicator of increasing EODB!

www.servicsepc.org


SEPC India @Sepc_India · Aug 7

Today, we celebrate National Handloom Day to honour the weavers & artisans, who, with their skills & talent, continue to preserve the rich legacy of our traditional handloom.

Let us strengthen & empower them by extending our appreciation and support. [#NationalHandloomDay](#)



PMO India and 9 others

You reposted

Piyush Goyal @PiyushGoyal · Aug 5

Interacted with stakeholders of the footwear industry from across the country.

Discussed ways to utilise Quality Control Orders and existing testing facilities to make India a global footwear hub. 🇮🇳👟

This will enable the industry to provide top quality products to domestic... [Show more](#)

30 228 865 47K



SEPC India @Sepc_India · Aug 9

The Indian service sector's global journey continues with North America & Europe emerging as prime export havens. This is the time for you to grow. Register now with SEPC and take your services to these continents.

[#globalservices](#) [#servicesectorgrowth](#) [#sepc](#) [#indiaservicesecto](#)



DID YOU KNOW?

North America and Europe are the key export destinations for the Indian service sector

www.servicsepc.org


SEPC India @Sepc_India · Jul 31

With a rich history of storytelling, India has the potential to be a global content hub!

[#ContentHub](#) [#ministryofcommerce](#) [#Global](#) [#GlobalOutreach](#)
[#TradeTrends](#) [#IndiaExportingSuccess](#) [#services](#) [#IndiaServes](#) [#exports](#)
[#ExportersIndia](#) [#shipping](#) [#businessgrowth](#) [#NetworkingOpportunity](#)

Land of storytellers India, must become content hub of the world

https://www.business-standard.com/india-news/india-land-of-storytellers-must-become-a-global-content-hub-anurag-thakur-123072700861_1.html



SEPC India @Sepc_India · Jul 27

[@Sepc_India](#) congratulates Hon'ble PM Shri [@narendramodi](#) ji, Hon'ble [@CimGOI](#) Shri [@PiyushGoyal](#) ji on unveiling the International Exhibition-Cum-Convention Centre [#IECC](#), now christened as [#BharatMandapam](#)!

This world-class venue showcases our nation 🇮🇳 as a prime global business.



PMO India and 4 others



SEPC India @Sepc_India · Jul 19

[#NewsAlert](#) | [#SEPC](#)
 "Rajasthan tourism will witness unprecedented growth" ~ Shri Karan Rathore, Vice-Chairman [@Sepc_India](#)

[#IndiaServes](#) [#Rajasthan](#) [#Tourism](#) [#Hospitality](#) [#FHTR](#)
exclusivenews.co.in/rajasthan-tour

[@tourismgoi](#) [@my_rajasthan](#) [@rpbroadcastingnews](#) [@KARANRATHORE45](#)
[@DIPRajasthan](#)



exclusivenews.co.in
 Rajasthan tourism will witness unprecedented growth... Jaipur, July 2023. The third edition of Rajasthan Domestic Travel Mart was jointly organized by the...

SEPC India @Sepc_India · Jul 19

Discover global business opportunities by partnering with @Sepc_India. Mark your calendars for an online interactive session with our Director General on 22nd July, 2023.

To learn more about the immense benefits & collaborations, please register at: [us02web.zoom.us/join/register...](https://us02web.zoom.us/join/register?u=8a8eEbVp9RKeDw6TgZHFV7g)

Dept of Commerce, GoI and 9 others

SEPC India @Sepc_India · Jul 17

Be ready to participate in the biggest exhibition GES - Global exhibition of services being organised by SEPC. An exhibition to bring together global service leaders for networking and knowledge sharing. #GlobalOutreach #TradeTrends #IndiaExportingSuccess #services #IndiaServes



Online Workshop on Empowering Exporters with ChatGPT for Enhanced Productivity

Saturday, 22nd July, 2023 | 11:00 AM - 12:30 PM

Register here: https://us02web.zoom.us/join/register?u=WN_C5TH0dGdQ328ZJ8FG5CNg

PARTICIPATION FEE:	BANK DETAILS:	SCAN & PAY
₹ 500 including GST for SEPC Members	NAME - SERVICES EXPORT PROMOTION COUNCIL ACCOUNT NO- 167104000118514 IFSC CODE- IBKL0000167	
₹ 750 including GST for Non Members	BANK ADDRESS- IDBI BANK LTD, D-823, NEW FRIENDS COLONY, NEW DELHI-110065	

Exclusive Certificate will be provided to all Participants

For further details: maishad.khan@servicsepc.org | desh.raj@servicsepc.org
Mob: 955511245 | Mob: 8010215260

TRAINER PROFILE
Mr. Hitesh Motwani
CMO, Skillopedia

Hitesh Motwani is a proven digital media expert and international speaker with expertise in Generative AI tools & process. He specializes in training corporates, professionals, and large to medium-scale organizations, from CXOs to marketing heads, in the field of Generative AI. With over a decade of experience in Marketing, Digital Marketing, Data Analytics, public relations and corporate communications, Hitesh brings a wealth of knowledge and practical insights to his training programs.

SEPC India @Sepc_India · Jul 25

This is the kind of growth Content services have seen in the international market last year. Register now & be a member to start exploring international markets

#GlobalOutreach #TradeTrends #IndiaExportingSuccess #services #IndiaServes #exports #ExportersIndia #shipping

India Serves

Advertise with us!

Unlock a reach of over 5,00,000+ top executives of the services industry across the globe.

For more details contact:

mayank.sharma@servicsepc.org,
business@abcreatives.in



**“VASUDHAIVA
KUTUMBAKAM”
IS WHAT WE
BELIEVE IN...**



Our Services

- ✓ **Air & Ocean Imports**
- ✓ **Air & Ocean Exports**
- ✓ **Special Handling**
- ✓ **Custom Clearance & Warehouse Facilities**
- ✓ **Third Country Cargo**

Why Choose Us

At Anil Mantra Logistix Pvt. Ltd. ,
we aspire to connect you with the world,
safely, securely and professionally.

Contact us



+91 11 2678 8766/67



www.anilmantragroup.com

**A-88/6 Second Floor, Road
No. 2, Mahipalpur Ext,
New Delhi-110037 India**



SHARDA
UNIVERSITY
INDIA | UZBEKISTAN



www.sharda.ac.in

THE WORLD COMES TOGETHER AT SHARDA



RANKED 87 AMONGST ALL
UNIVERSITIES IN INDIA

AMONG THE TOP 5% OF HIGHER
EDUCATION INSTITUTIONS IN INDIA

NBA ACCREDITED
ENGINEERING PROGRAMMES

RANKED 15 IN ALL INDIA
ENGINEERING SURVEY 2023

AMONG TOP 10 UNIVERSITIES IN
NORTH INDIA FOR INNOVATION

MEMBERSHIP STATUS
WITH ASIC, UK



NATIONAL
ASSESSMENT AND
ACCREDITATION
COUNCIL



No.1 UNIVERSITY

WITH THE HIGHEST NUMBER OF INTERNATIONAL STUDENTS

STUDENTS FROM 95+ COUNTRIES HAVE EXPERIENCED SHARDA

**No.1 Ranked pvt. university in terms of international students as per the latest Annual Survey of Association of Indian Universities.*

GLOBAL IMMERSION PROGRAMME WITH LEADING FOREIGN UNIVERSITIES



DISCOVER GLOBAL LEARNING THROUGH OUR INDUSTRY TRAINING PARTNERS



WHY STUDY AT INDIA'S TRULY GLOBAL UNIVERSITY

- Students from 95+ countries have experienced Sharda
- 210+ Tie-ups with leading global universities
- 424 Patents Published.
- 900+ Faculty with global exposure
- 2800+ Scopus/Pubmed Journals published.
- Overseas campus in Andijan, Uzbekistan established under President's decree.
- 1200+ bedded teaching, research & training super-specialty hospital located on-campus.

INVITING APPLICATIONS FOR 130+ UG/PG/Ph.D. PROGRAMMES

Engineering • Management • Medical • Dental • Biotechnology • Computer Applications • Nursing
Integrated Law • Genetic Engineering • Stem Cell & Tissue Engineering • Food Science & Technology
Architecture • Design • Animation, VFX & Gaming • Film, TV & OTT Production • Basic Sciences
Humanities • Journalism & Mass Comm. • Pharmacy • Paramedical • Physiotherapy • Languages
Education • Agriculture



Plot No. 32, 34, Knowledge Park-III,
Greater Noida (Delhi-NCR) - India

global@sharda.ac.in

+91-9910233557, +91-8800998881

